



Las Colinas
ASSOCIATION

RESIDENTIAL LANDSCAPE GUIDELINES

Prepared by Dr. Robert E. Moon

May, 2026

TABLE OF CONTENTS

RESIDENTIAL LANDSCAPE GUIDELINES 3

PREFERRED RESIDENTIAL PLANT LIST 5

APPROVED RESIDENTIAL PLANT LIST 8

LOT LANDSCAPE REQUIREMENTS 13

IRRIGATION GUIDELINES 15

SOIL PREPARATION AND FERTILIZATION 16

TREE PLANTING DIAGRAM 17

TREE PRUNING GUIDELINES 18

The guidelines included in this document are supplemental to, and do not supersede, the requirements and provisions of the Las Colinas Declaration or any Supplementary Declarations to the Las Colinas Declaration.

Adherence to these guidelines does not constitute approval by the Architectural Control Committee (ACC). All improvements must be submitted to the ACC (<https://lascolinas.org/member-resources/architectural-control>) for review and approval.

These guidelines are intended solely as a tool to assist in preparing and submitting an application to the Architectural Control Committee.

OVERVIEW

- The *Residential Landscape Guidelines* promote sustainable landscapes suited to Las Colinas' environmental conditions.
- Landscape plans must use plants from the *Approved Residential Plant List*, prioritizing native, adapted, and drought-tolerant species to withstand Stage 3 drought restrictions.
- All landscape plans must comply with these *Residential Landscape Guidelines*. Modifications require approval from the Las Colinas ACC Department (see page 2).
- *Residential Landscape Guidelines* apply to all lot sizes.
- Foundation plantings must provide full coverage of home fronts and golf course fronts as viewed from streets and golf courses.
- Screening plants must be evergreen.
- Grade changes that alter drainage on adjoining properties are prohibited.
- Refer to *Soil Preparation and Fertilization* for best results for plant survival.
- Refer to *Residential Landscape Guidelines* for additional requirements.

LANDSCAPE INSPECTIONS

- The *Landscape Inspection Checklist* for approval can be found on page 5. Builders and homeowners must design and install landscaping in accordance with these *Residential Landscape Guidelines*.
- No changes may be made to the approved *Residential Landscape Guidelines* unless a form for change is submitted to and approved by the Las Colinas ACC Department.
- The Las Colinas Association will conduct an inspection upon completion of each new landscape installation and annually thereafter to ensure the integrity of the landscape design is maintained.

SOIL PREPARATION AND FERTILIZATION

- The average soil pH in Las Colinas is alkaline (7.8).
- Heavy clay soils with slow water percolation increase the risk of overwatering.
- Limestone in the soil causes iron deficiencies in acid-loving plants. For this reason, acid-loving species such as azaleas are excluded from the *Approved Residential Plant List*.
- Soil testing shows low nitrogen and phosphorus levels. For best results with plant growth, soils require additional organic matter and nutrients.
- Refer to *Soil Preparation and Fertilization* for soil preparation.

APPROVED RESIDENTIAL PLANT LIST

- When selecting plant material, refer to the *Approved Residential Plant List*.
- This document is based on soil tests and identifies plant materials best suited for healthy growth in this area. Selection criteria include:
 - Drought tolerance
 - Cotton root rot tolerance
 - Native and adapted species
 - Shade tolerance
 - Trees suitable for limited spaces
 - Specific plant notes

LOT DRAINAGE

- Homeowners must maintain drainage as originally designed and approved.
- Drainage patterns may not be altered at any time during property ownership.

TREES

- All tree varieties must be selected from the *Approved Residential Plant List* under Street or Canopy Trees.
- All tree varieties must be submitted to the Las Colinas ACC Department.
- Refer to the *Tree Planting Diagram* for proper planting methods in local soils.
- For tree planting, refer to *Soil Preparation and Fertilization*.
- The number of trees to be planted (per *Guidelines*) are as follows:
 - *Interior Lots*: Minimum of one 4-inch caliper, 16' – 18' tall tree in the front yard.
 - *Golf Course Lots*: Minimum of one 4-inch caliper, 16' – 18' tall tree in the front yard and two 4-inch caliper, 16' – 18' tall trees in the backyard (golf course side).
 - *Corner Lots*: Minimum of one 4-inch caliper, 16' – 18' tall tree for every 50 linear feet of combined street frontage (front and side street yards).
 - *Windsor Ridge and Fairway Vista*: Must have 5-inch caliper, 18' – 22' tall uplit trees.
- Ornamental trees listed in the *Approved Residential Plant List* may be planted in addition to required trees.
 - These must be 1.5-inch caliper and 8' – 10' tall at planting.
 - Consider mature size and maintain a minimum 12-foot distance from foundations.
- For balled and burlapped trees, remove and dispose of burlap and any trunk cording above the rootball. Do not remove burlap or wire below soil level.
- Container trees may also be planted. If root-bound, score three sides of the rootball to prevent girdling roots.
- Mulch rings may be installed and must be sized proportionately to tree caliper.
 - Use 2 inches of double-ground mulch (brown or black only).
 - Pull mulch back from the tree's root flare.

TURF

- For turf varieties refer to the *Approved Residential Plant List*. Install as sod.
- All turf varieties must be submitted to the Las Colinas ACC Department.
- Turf areas in front yards, corner yards, and golf course-fronting yards must not exceed 70% of the available square footage. The remaining 30% must consist of beds including shrubs, ornamental grasses, perennials, vines, and/or groundcover as outlined in the lot designs provided in these documents.
- Backyard impervious coverage must not exceed 50% of square footage.
- For turf establishment, till soil to a depth of 6 inches and prepare and fertilize. Refer to *Soil Preparation and Fertilization*.
- Turf is required in side yards between homes unless approved by the ACC Department.
- Grade changes that alter drainage on adjoining properties are prohibited.
- Sod must be laid with joints tightly abutted. Roll after installation to level surface.
- Shaded areas must be properly planted or covered with approved groundcover or mulch. Bare areas and extensive rock beds are not permitted.
- Exposed irrigation is not permitted except for sprinkler heads and valve boxes. These must be installed level with the soil surface to prevent mowing damage.
- Turf and irrigation is required between the sidewalk and curb.

RESIDENTIAL LANDSCAPE GUIDELINES

SYNTHETIC TURF

- Synthetic turf is permitted in all designated turf areas as approved by the Las Colinas ACC Department.
- Synthetic turf must be high-quality, installed by a professional synthetic turf vendor according to manufacturer guidelines, and a sample must be submitted for approval to the Las Colinas ACC Department.
- Synthetic turf must be replaced once manufacturer lifespan has been exceeded.
- Proper drainage must be addressed at installation to ensure performance and longevity.
- Underground irrigation must be retained for foundation watering.

LANDSCAPE BEDS

- All plant varieties for landscape beds must be submitted for approval to the Las Colinas ACC Department.
- Refer to *Soil Preparation and Fertilization* for soil preparation and fertilization.
- Landscape bed areas in front yards, corner lots, and golf course-fronting yards must comprise one-third of the available square footage in those areas.
- Foundation plantings must include at least two layers of vegetation. See *Lot Landscape Requirements* for specific requirements by lot type.
- Landscape beds must use native and adapted plants from the *Approved Residential Plant List* to reduce water usage and maintain visual consistency.
- Minimum planting sizes:
 - *Shrubs*: 3-gallon containers
 - *Ornamental grasses, perennials, and groundcover*: 1-gallon containers
 - Required height for container plants is three times the plant's width.
- Landscape beds may be raised to improve drainage.
- Utility boxes located within landscape beds must be screened with approved plantings.
- Plant spacing must consider mature size and maintain adequate clearance from hard surfaces and bed edges:
 - *Shrubs and ornamental grasses*: Minimum 3 feet on center
 - *Perennials*: Minimum 2 feet on center
 - *Groundcover*: Minimum 1.5 feet on center
- Plantings in front of windows must be dwarf varieties that do not obstruct window views at maturity.
- Plant placement must allow house numbers to remain visible at maturity.
- Upon installation, landscape beds must be mulched with 2 inches of brown or black double-ground mulch. Other colors are not permitted.
- Xeriscape beds may use rock in place of mulch. Rock must be brown or gray in color and must not exceed a 5/8-inch diameter. A sample must be submitted for approval to the Las Colinas ACC Department prior to installation.
 - Rock beds are not approved for La Villita.
- See *Lot Landscape Requirements* for detailed requirements per lot type.
- A final inspection will be conducted after installation to ensure compliance with guidelines and approved plant materials. Subsequent inspections may occur to verify ongoing compliance.
- Any changes to landscape beds that deviate from these guidelines must be submitted to the Las Colinas ACC Department for approval.

EDGING

- Landscape bed edging must be constructed from masonry or other approved hard-surface construction materials. Acceptable options include:
 - Metal edging: 6 mm, rust-resistant, brown or black finish
 - Brick: Must match the brick used on the home; holes must not be visible from any view
 - Stone: Must match the stone used on the home
 - Moss boulders
 - Cast concrete stones
 - Composite materials
 - Curbing specifically designed for borders
- Wood, plastic, vinyl, or 3 mm green edging materials are not permitted.
- Masonry borders may be installed with mortar or dry-stacked for natural stone. Borders must be level and include a finished top or cap element.
- All edging installations must be professionally crafted and complement the home's residential architecture.

IRRIGATION

- A smart irrigation controller utilizing evapotranspiration (ET) technology is preferred. This type of controller automatically adjusts watering schedules based on climatic conditions and water restrictions.
- Irrigation systems must provide head-to-head coverage with sprinkler heads appropriate for the specific area being watered.
- Drip irrigation must be installed to ensure full pipe-to-pipe coverage.
- All valve boxes must be installed level with the soil surface to prevent damage during mowing.
- Refer to *Irrigation Guidelines* for recommended run times.

RETAINING WALLS

- Only concrete or masonry-type retaining walls are permitted. Acceptable materials include:
 - Stone, brick, and interlocking wall systems
 - Poured-in-place concrete utilizing a form liner or faced with an approved material
 - CMU block faced with an approved material
- Mortar joints must not exceed 1.5 inches.
- Retaining walls with exposed faces over 30 inches in height must be engineered by a licensed professional engineer.
- Install a minimum of 3-inch diameter weep holes spaced no more than 10 inches apart, positioned 6 inches above the wall elevation.
- Include gravel drain pockets and foundation stone for proper drainage.
- On corner lots, retaining walls must be set back at least 5 feet from the lot line.
- Walls must be level, finished with a top or cap element, and installed in a professional, craftsman-like manner to complement the home's architectural style and color.


PREFERRED RESIDENTIAL PLANT LIST

CANOPY TREES

- **Cedar Elm** - *Ulmus crassifolia*
- **Live Oak** - *Quercus virginiana*
- **Shumard Red Oak** - *Quercus shumardii*
- **Bur Oak** - *Quercus macrocarpa*
- **Chinquapin Oak** - *Quercus muehlenbergii*
- **Chinese Pistache** - *Pistacio chinensis*
- **Pond Cypress** - *Taxodium ascendens*
- **Bald Cypress** - *Taxodium distichum*
- **Ginkgo** - *Ginkgo biloba*
- **Trident Maple** - *Acer buergerianum*




Cedar Elm



Live Oak



Shumard Red Oak



Bur Oak



Chinquapin Oak



Chinese Pistache



Pond Cypress



Bald Cypress



Ginkgo



Trident Maple

ORNAMENTAL TREES

- **Crape Myrtle** - *Lagerstroemia indica*
- **Determinate Crape Myrtles ('Zuni', 'Tonto', and 'Hopi')** - *Lagerstroemia indica* var.
- **Vitex** - *Vitex agnus-castus*
- **Teddy Bear Magnolia** - *Magnolia grandiflora* var. *Teddy Bear*
- **Claudia Wannamaker Magnolia** - *Magnolia grandiflora* var. *Claudia Wannamaker*
- **Desert Willow** - *Chilopsis linearis*
- **Liberty Holly** - *Ilex* var. *Liberty*
- **Nellie R. Stevens Holly** - *Ilex* var. *Nellie R. Steven's*
- **Spartan Juniper** - *Juniperus chinensis* var. *Spartan*
- **Slender Silhouette Sweet Gum** - *Liquidambar styraciflua* var. *Slender Silhouette*




Crape Myrtle




Det. Crape Myrtles




Vitex




Teddy Bear Magnolia




Claudia Magnolia




Desert Willow




Liberty Holly



Nellie R. Stevens Holly



Spartan Juniper




Slender Sweet Gum

PREFERRED RESIDENTIAL PLANT LIST

SHRUBS

- **Orange Rocket Barberry** - *Berberis thunbergia* 'Orange Rocket'
- **Red Yucca** - *Hesperaloe parviflora*
- **Limelight Hydrangea** - *Hydrangea paniculata*
- **Carissa Holly** - *Ilex cornuta* var. *Carissa*
- **Dwarf Yaupon Holly** - *Ilex vomitoria* var. *Nana*
- **Sunshine Ligustrum** - *Ligustrum sinense* 'Sunshine'
- **Nandina ('Lemon Lime', 'Flirt', and 'Obsession')** - *Nandina domestica*
- **Drift Rose** - *Rosa* var. *Drift*
- **Bridal Wreath Spirea** - *Spirea vanhouttei*
- **Coralberry** - *Symphoricarpos orbiculatus*




Orange Rocket Barberry



Red Yucca




Limelight Hydrangea



Carissa Holly




Dwarf Yaupon Holly




Sunshine Ligustrum




Nandina



Drift Rose



Bridal Wreath Spirea



Coralberry

ORNAMENTAL GRASSES

- **Blonde Ambition Blue Grama** - *Bouteloua gracilis* var. *Blonde Ambition*
- **Inland Sea Oats** - *Chasmanthium latifolium*
- **Weeping Lovegrass** - *Eragrostis curvula*
- **Javelin Rush** - *Juncus pallidus* var. *Javelin*
- **Little Bluestem** - *Schizachyrium scoparium*
- **Adagio Miscanthus** - *Miscanthus sinensis* var. *Adagio*
- **Little Kitten Miscanthus** - *Miscanthus sinensis* var. *Little Kitten*
- **Regal Mist Pink Muhly** - *Muhlenbergia capillaris* var. *Lenca*
- **Mexican Feathergrass** - *Nasella tenuissima*
- **Indiangrass** - *Sorghastrum nutans*



Blonde Ambition



Inland Sea Oats




Weeping Lovegrass



Javelin Rush




Little Bluestem



Adagio Miscanthus



Little Kitten Miscanthus



Regal Mist Pink Muhly



Mexican Feathergrass




Indiangrass

PREFERRED RESIDENTIAL PLANT LIST

PERENNIALS

- **Turk's Cap** - *Malvaviscus drummondii*
- **Powis Castle Artemisia** - *Artemisia* var. *Powis Castle*
- **Mexican Bush Sage** - *Salvia leucantha*
- **Purple Coneflower** - *Echinacea purpurea*
- **Goldsturm Rudbeckia (Black-Eyed Susan)** - *Rudbeckia fulgida* var. *Goldsturm*
- **Hosta Lily** - *Hosta*
- **Salvia Greggii (Autumn Sage)** - *Salvia gregii* var. *Autumn Sage*
- **Indigo Spires Salvia** - *Salvia longispicata* var. *Indigo Spires*
- **Walker's Low Catmint** - *Nepeta faassenii* var. *Walker's Low*
- **Russian Sage** - *Perovskia atriplicifolia*




Turk's Cap




Powis Castle Artemisia



Mexican Bush Sage




Purple Coneflower



Goldsturm Rudbeckia




Hosta Lily



Salvia Greggii



Indigo Spires Salvia




Walker's Low Catmint



Russian Sage

VINES AND GROUNDCOVER

- **Tangerine Beauty Crossvine** - *Bignonia capreolata* var. *Tangerine Beauty*
- **Trumpet Creeper** - *Campsis radicans*
- **Clematis** - *Clematis*
- **Carolina Jessamine** - *Gelsemium sempervirens*
- **Super Blue Liriope** - *Liriope muscari* var. *Super Blue*
- **Coral Honeysuckle** - *Lonicera sempervirens*
- **Sedum (Stonecrop)** - *Sedum*
- **Wisteria** - *Wisteria*
- **Texas Frogfruit** - *Phyla nodiflora*
- **Purple Heart** - *Setcreasea pallida*




Crossvine



Trumpet Creeper




Clematis



Carolina Jessamine



Super Blue Liriope



Coral Honeysuckle




Sedum



Wisteria



Texas Frogfruit



Purple Heart

































APPROVED RESIDENTIAL PLANT LIST

OVERVIEW AND KEY
























This *Approved Residential Plant List* features plants that are both approved and well-suited to Las Colinas soils. Refer to the key below for details on each plant's characteristics. When planting, be sure to space plants according to their mature size to prevent encroachment on walkways or streets.

 VERY DROUGHT TOLERANT	 NATIVE PLANT SPECIES
 MODERATELY DROUGHT TOLERANT	 ADAPTED PLANT SPECIES
 SLIGHTLY DROUGHT TOLERANT	 COTTON ROOT ROT TOLERANT
 NOT DROUGHT TOLERANT	 EVERGREEN
 SHADE TOLERANT	 SUITED FOR LIMITED SPACE




























STREET TREES

- *Ginkgo biloba* 'Autumn Gold', **Ginkgo**    
- *Ginkgo biloba* 'Princeton Sentry', **Ginkgo**    
- *Gleditsia tricanthos inermis* 'Shademaster', **Honeylocust**   
- *Koelreuteria paniculata*, **Goldenrain Tree**   
- *Pistacio chinensis*, **Chinese Pistache**    
- *Quercus buckleyi*, **Texas Red Oak**   
- *Quercus lacey*ii, **Lacey Oak**   
- *Quercus shumardii*, **Shumard Red Oak**   
 - Do not plant Nuttall Oak (*Quercus nuttallii*), which closely resembles the Shumard Oak. It cannot tolerate the alkaline soils in Las Colinas.
- *Ulmus crassifolia*, **Cedar Elm**   
- *Ulmus parvifolia*, **Lacebark Elm**  
 - Susceptible to cotton root rot
 - Select from the following varieties:
 - *Allee* (*tall, upright, arching*)
 - *Athena* (*full canopy, tightly formed*)
 - *Bosque* (*upright growth habit, narrow crown*)
 - *Dynasty* (*vase-shaped, rounded crown*)
 - *Emerald Prairie* (*vase-shaped crown*)
 - *Everclear* (*narrow, upright canopy*)
 - *Emerald Flair* (*broadly vase-shaped, arching branches*)

CANOPY TREES

- *Ginkgo biloba* 'Autumn Gold', **Ginkgo**    
- *Ginkgo biloba* 'Princeton Sentry', **Ginkgo**    
- *Koelreuteria paniculata*, **Goldenrain Tree**   
- *Pistacio chinensis*, **Chinese Pistache**    
- *Quercus shumardii*, **Shumard Red Oak**   
 - Do not plant Nuttall Oak (*Quercus nuttallii*), which closely resembles the Shumard Oak. It cannot tolerate the alkaline soils in Las Colinas.
- *Ulmus crassifolia*, **Cedar Elm**   
- *Ulmus parvifolia*, **Lacebark Elm**  
 - Susceptible to cotton root rot
 - Select from the following varieties:
 - *Allee* (*tall, upright, arching*)
 - *Athena* (*full canopy, tightly formed*)
 - *Bosque* (*upright growth habit, narrow crown*)
 - *Dynasty* (*vase-shaped, rounded crown*)
 - *Emerald Prairie* (*vase-shaped crown*)
 - *Everclear* (*narrow, upright canopy*)
 - *Emerald Flair* (*broadly vase-shaped, arching branches*)

ORNAMENTAL TREES



- *Acer Palmatum* spp., **Japanese Maple**   
- *Cercis canadensis*, **Redbud**    
 - Full sun or understory tree
- *Cercis canadensis* var. *Alba*, **White Redbud**    
 - Full sun or understory tree
- *Cercis canadensis* var. *Texensis*, **Texas Redbud**    
 - Full sun or understory tree
- *Cercis canadensis* var. *Mexicana*, **Mexican Redbud**    
 - Full sun or understory tree
- *Cercis reniformis* var. *Oklahoma*, **Oklahoma Redbud**    
 - Full sun or understory tree
- *Chilopsis linearis*, **Desert Willow**    

APPROVED RESIDENTIAL PLANT LIST

KEY

- | | |
|--|--|
|  VERY DROUGHT TOLERANT |  NATIVE PLANT SPECIES |
|  MODERATELY DROUGHT TOLERANT |  ADAPTED PLANT SPECIES |
|  SLIGHTLY DROUGHT TOLERANT |  COTTON ROOT ROT TOLERANT |
|  NOT DROUGHT TOLERANT |  EVERGREEN |
|  SHADE TOLERANT |  SUITED FOR LIMITED SPACE |

ORNAMENTAL TREES CONT.

- *Cotinus obovatus*, **American Smoketree**   
- *Ilex decidua*, **Possumhaw Holly**     
- *Ilex decidua* var. Finch's Golden, **Finch's Golden Possumhaw Holly**     
 - Bright golden berries
- *Ilex decidua* var. Paco, **Paco Possumhaw Holly**    
- Deep orange berries
- *Ilex decidua* var. Warren's Red, **Warren's Red Possumhaw Holly**     
 - Bright red berries
- *Ilex* var. Mary Nell, **Mary Nell Holly**     
- *Ilex* var. Nellie R. Steven's, **Nellie R. Steven's Holly**     
- *Ilex vomitoria* var. Pride of Houston, **Pride of Houston Yaupon Holly**      
- *Ilex vomitoria* var. Will Fleming, **Will Fleming Yaupon Holly**      
 - No berries
 - Upright, 1 – 2' canopy spread
- *Lagerstroemia indica* var. Muskogee, **Muskogee Crape Myrtle**   
- Light lavender flowers
- *Lagerstroemia indica* var. Natchez, **Natchez Crape Myrtle**   
 - White flowers
- *Lagerstroemia indica* var. Tonto, **Tonto Crape Myrtle**   
 - Deep red flowers
- *Lagerstroemia indica* var. Tuscarora, **Tuscarora Crape Myrtle**  
- Coral pink flowers
- *Lagerstroemia indica* var. Zuni, **Zuni Crape Myrtle**   
- Lavender flowers
- *Magnolia grandiflora* var. Southern Charm, **Teddy Bear Magnolia**     

- *Magnolia stellata*, **Star Magnolia**     
 - Understory tree
- *Magnolia soulangiana*, **Saucer Magnolia**     
 - Understory tree
- *Nandina domestica* 'Blush Pink', **Blush Pink Nandina**    
- *Nandina domestica* 'Lemon-Lime', **Lemon-Lime Nandina**    
- *Nandina domestica* 'Murasaki', **Flirt Nandina**    
- *Nandina domestica* 'Obsession', **Obsession Nandina**    
- *Pinus nigra*, **Austrian Pine**    
- *Pinus thunbergii*, **Japanese Black Pine**    
- *Prosopis glandulosa*, **Honey Mesquite**    
- *Prunus caroliniana*, **Carolina Laurelcherry**    
- *Prunus mexicana*, **Mexican Plum**    
- *Sabal minor*, **Texas Dwarf Palmetto**    
- *Sophora affinis*, **Eve's Necklace**     
- *Sophora secundiflora*, **Texas Mountain Laurel**      
- *Ungnadia speciosa*, **Mexican Buckeye**     
- *Viburnum macrocephalum*, **Chinese Snowball Viburnum**    
- *Vitex agnus-castus* var. Blue Diddley, **Vitex**   
- *Vitex agnus-castus*, var. Delta Blue, **Vitex**   
- *Vitex agnus-castus*, var. LeCompte, **Vitex**    
- *Vitex agnus-castus*, var. Montrose Purple, **Vitex**    
- *Vitex agnus-castus*, var. Shoal's Creek, **Vitex**    
- *Vitex agnus-castus* var. Cooke's White, **Vitex**    

SHRUBS

- *Abelia* var. Confetti, **Confetti Abelia**   
- *Abelia* var. Kaleidoscope, **Kaleidoscope Abelia**   
- *Abelia* var. Mardi Gras, **Mardi Gras Abelia**   
- *Abelia* var. Rose Creek, **Rose Creek Abelia**   
- *Abelia* var. Super Gold, **Super Gold Abelia**   
- *Abelia* var. Twist of Lime, **Twist of Lime Abelia**   
- *Abelia* var. White Prostrate, **White Prostrate Abelia**   














APPROVED RESIDENTIAL PLANT LIST

KEY




- | | |
|---|--|
|  VERY DROUGHT TOLERANT |  NATIVE PLANT SPECIES |
|  MODERATELY DROUGHT TOLERANT |  ADAPTED PLANT SPECIES |
|  SLIGHTLY DROUGHT TOLERANT |  COTTON ROOT ROT TOLERANT |
|  NOT DROUGHT TOLERANT |  EVERGREEN |
|  SHADE TOLERANT |  SUITED FOR LIMITED SPACE |

SHRUBS CONT.














































- Buxus var. NewGen, **Freedom Boxwood**    
- Buxus var. NewGen, **Independence Boxwood**    
- Buxus var. Wintergreen, **Wintergreen Boxwood**    
- Buxus var. Winter Gem, **Winter Gem Boxwood**    
- Cotoneaster glaucophyllus, **Gray Cotoneaster**  
- Hesperaloe parviflora, **False Red Yucca**   
- Ilex cornuta var. Carissa, **Carissa Holly**   
- Ilex cornuta var. Burfordii, **Dwarf Burford Holly**    
- Hesperaloe parviflora, **False Red Yucca**   
- Ilex vomitoria var. Nana, **Dwarf Yaupon Holly**     
- Ilex vomitoria var. Bordeaux, **Bordeaux Dwarf Yaupon Holly**     
- Lagerstroemia indica, **Dwarf Crape Myrtle**   
 - Available in many different colors and heights
- Leucophyllum langmaniae var. Rio Bravo, **Rio Bravo Texas Sage**    
- Leucophyllum var. Greencloud, **Greencloud Texas Sage**    
- Leucophyllum var. Silverado Dwarf, **Silverado Dwarf Texas Sage**    
- Ligustrum sinense 'Sunshine', **Sunshine Ligustrum**    
- Malvaviscus drummondii, **Turk's Cap**   
- Myrica pusila, **Dwarf Wax Myrtle**    
- Rosa var. Belinda's Dream, **Belinda's Dream Rose**  
- Rosa var. Drift, **Drift Rose**  
 - Any variety is acceptable.
- Rosa var. Martha Gonzalez, **Martha Gonzalez Rose** 
- Rosa var. Mutabilis, **Mutabilis Rose**  
- Rosmarinus officinalis 'Hardy Prostrate Form', **Prostrate Rosemary**   

- Sedum var. Autumn Joy, **Autumn Joy Sedum**   
- Spirea vanhouttei, **Bridal Wreath Spirea**  
- Spirea japonica var. Anthony Japonica, **Anthony Spirea**  
- Vitex agnus-castus var. Dwarf Puffball, **Dwarf Puffball Vitex**   
 - Purple flowers
- Yucca filamentosa var. Color Guard, **Color Guard Yucca**   

ORNAMENTAL GRASSES

- Bouteloua gracilis, **Blue Grama**  
- Bouteloua gracilis var. Blonde Ambition, **Blonde Ambition Blue Grama**  
- Carex oshimensis var. Evergold, **Evergold Sedge**   
- Chasmanthium latifolium, **Inland Sea Oats**   
- Cortaderia selloana var. Pumila, **Dwarf Pampas Grass**   
- Miscanthus sinensis var. Adagio, **Adagio Miscanthus**   
- Miscanthus sinensis var. Little Kitten, **Little Kitten Grass**   

PERENNIALS

- Aquilegia chrysantha var. hinkcleyana, **Texas Gold Columbine**    
- Artemisia var. Powis Castle, **Powis Castle Artemisia**   
- Coreopsis Uptick, **UpTick Coreopsis**   
- Echinacea purpurea, **Purple Coneflower**   
- Gaura lindheimeri, **Pink Gaura**  
- Lantana camara var. Bandana Lemon Zest, **Bandana Lemon Zest Lantana**  
- Lantana camara var. Dwarf Yellow, **Dwarf Yellow Lantana**  
- Lantana horrida, **Texas Lantana**   
- Nepeta faassenii var. Walker's Low, **Walker's Low Catmint**  
- Perovskia atriplicifolia, **Russian Sage**   
- Rudbeckia fulgida var. Goldsturm, **Goldsturm Rudbeckia**   
- Rudbeckia maxima, **Giant Coneflower**   
- Salvia farinacea var. Henry Duelberg, **Henry Duelberg Sage**   
- Salvia farinacea 'Victoria Blue', **Victoria Sage**   
- Salvia gregii var. Autumn Sage, **Autumn Sage Salvia**   
- Salvia longispicata var. Indigo Spires, **Indigo Spires Salvia**   

APPROVED RESIDENTIAL PLANT LIST

KEY

-  VERY DROUGHT TOLERANT
-  MODERATELY DROUGHT TOLERANT
-  SLIGHTLY DROUGHT TOLERANT
-  NOT DROUGHT TOLERANT
-  SHADE TOLERANT
-  NATIVE PLANT SPECIES
-  ADAPTED PLANT SPECIES
-  COTTON ROOT ROT TOLERANT
-  EVERGREEN
-  SUITED FOR LIMITED SPACE

PERENNIALS CONT.

- Salvia var. May Night, **May Night Salvia**   
- Salvia var. Rose Marvel, **Rose Marvel Salvia**   
- Scutellaria suffrutescens, **Pink Skullcap**   
- Scutellaria wrightii, **Purple Skullcap**   
- Stachys byzantine, **Lamb's Ear**  
- Thelypteris kunthii, **Southern Wood Fern**    
- Verbena canadensis var. Homestead Purple, **Homestead Purple Verbena**   

POLLINATOR PERENNIALS, HERBS, AND ANNUALS


- Achillea millefolium, **Common Yarrow**   
- Asclepias sp., **Milkweed**   
- Alyssum 'Lobularia maritima', **Sweet Alyssum**  
- Coreopsis lanceolata, **Lanceleaf Coreopsis**   
- Coreopsis Uptick, **UpTick Coreopsis**   
- Cosmos parviflorus sp., **Cosmos**   
- Echinacea purpurea, **Purple Coneflower**   
- Gaillardia pulchella, **Indian Blanket** or **Firewheel**   
- Liatris muncronata 'Texas Blazing Star', **Texas Blazing Star Liatris**  
- Nepeta faassenii var. Walker's Low, **Walker's Low Catmint**  
- Raibida columnaris, **Mexican Hat**  
- Rudbeckia fulgida, **Black-Eyed Susan**   
- Salvia farinacea 'Victoria Blue', **Victoria Sage**   
- Salvia longispicata var. Indigo Spires, **Indigo Spires Salvia**   
- Salvia var. May Night, **May Night Salvia**   
- Salvia var. Rose Marvel, **Rose Marvel Salvia**   

- Verbena canadensis var. Homestead Purple, **Homestead Purple Verbena**   
- Zinnia elegans sp., **Zinnias**   

VINES AND GROUNDCOVER

- Ajuga reptans, **Ajuga**    
- Bignonia capreolata var. Tangerine Beauty, **Tangerine Beauty Crossvine**  
- Campsis tagliabuana var. Madame Galen, **Madame Galen Trumpet creeper**   
- Campsis radicans var. Monbal, **Balboa Sunset Trumpet creeper**   
- Campsis radicans var. Flamingo, **Flamingo Trumpet creeper**   
- Campsis radicans var. Flava, **Yellow Trumpet creeper**   
- Clematis paniculata, **Sweet Autumn Clematis**  
- Clematis var. Henryi, **Henry's Clematis**  
- Clematis var. Jackmanii, **Jackmanii Clematis**  
- Clematis var. Ramona, **Ramona Clematis**  
- Euonymus fortunei var. Colorata, **Colorata Euonymus**    
- Gelsemium sempervirens, **Carolina Jessamine**    
- Liriope muscari var. Monroe's White, **Monroe's White Liriope**     
- Liriope muscari var. Super Blue, **Super Blue Liriope**     
- Lonicera sempervirens, **Coral Honeysuckle**    
- Phyla nodiflora, **Texas Frogfruit**   
- Setcreasea pallida, **Purple Heart**   
- Sedum spp., **Sedum**   
- Trachelospermum asiaticum, **Asian Jasmine**    
- Vinca Major, **Vinca Major**    
- Vinca Minor, **Vinca Minor**    
- Wisteria frutescens, **Texas Wisteria**  

TURF







- Buchloe dactyloides, **Buffalograss** 
 - Sodded or hydromulched
 - Select from the following varieties:
 - 609
 - Bison

APPROVED RESIDENTIAL PLANT LIST

KEY

-  VERY DROUGHT TOLERANT
-  MODERATELY DROUGHT TOLERANT
-  SLIGHTLY DROUGHT TOLERANT
-  NOT DROUGHT TOLERANT
-  SHADE TOLERANT
-  NATIVE PLANT SPECIES
-  ADAPTED PLANT SPECIES
-  COTTON ROOT ROT TOLERANT
-  EVERGREEN
-  SUITED FOR LIMITED SPACE

TURF CONT.

- Bowie
- Cody
- Plains
- Prairie
- Topgun
- Cynodon dactylon, **Bermudagrass** 
 - Sodded or hydromulched
 - Select from the following varieties:
 - BlackJack
 - Common
- Cynodon dactylon x Hybrid, **Hybrid Bermudagrass** 
 - Sodded
 - Select from the following varieties:
 - Celebration
 - Latitude
 - Tahoma
 - TifTuf
 - TifWay 419
- Stenotaphrum secundatum, **St. Augustinegrass**  
 - Sodded
 - Select from the following varieties:
 - Palmetto
 - ProVista
 - Raleigh
- Zoysia sp., **Zoysiagrass**  
 - Sodded
 - Select from the following varieties:
 - Cavalier
 - Emerald
 - Pallisades
 - Zeon
 - Zorro

MINIMUM LOT LANDSCAPE REQUIREMENTS

INTERIOR AND CORNER LOTS

LANDSCAPE BEDS

- Bed areas must comprise one-third of the available square footage.
- Foundation plantings must include at least two layers of vegetation.
- Plant spacing must consider mature size and maintain adequate clearance from hard surfaces and bed edges:
 - *Shrubs and ornamental grasses*: Minimum 3 feet on center
 - *Perennials*: Minimum 2 feet on center
 - *Groundcover*: Minimum 1.5 feet on center
- Plantings in front of windows and house numbers must be dwarf varieties that do not obstruct views at maturity.
- Upon installation, landscape beds must be mulched with 2 inches of brown or black double-ground mulch. Other colors are not permitted.

EDGING

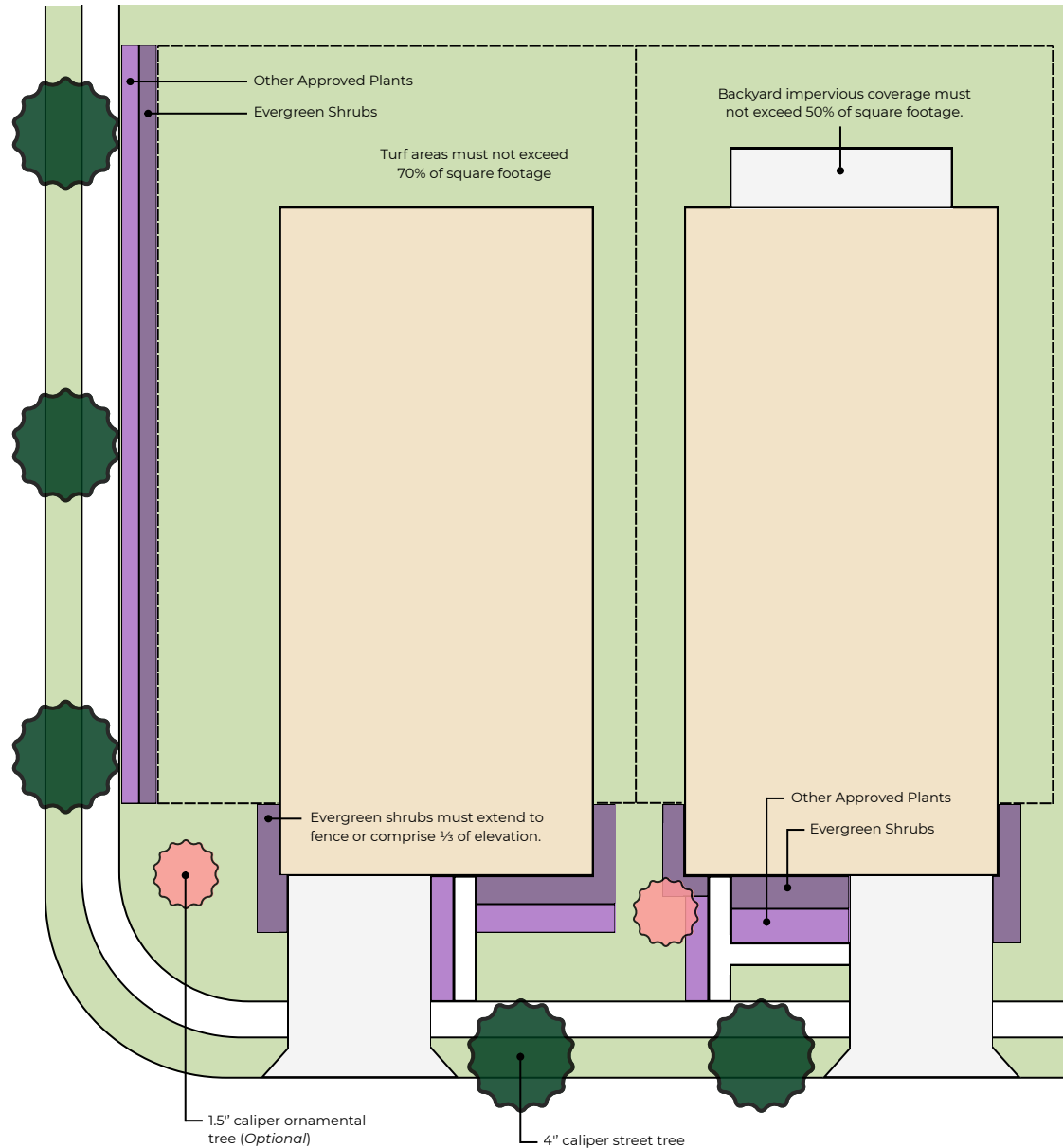
- Landscape bed edging must be constructed from masonry or other approved hard-surface construction materials.
- All edging installations must be professionally crafted and complement the home's residential architecture.

TURF

- Turf areas must not exceed 70% of the available square footage.
- Backyard impervious coverage must not exceed 50% of square footage.
- Turf is required in side yards between homes unless approved by the ACC Department.

TREES

- The number of trees to be planted (per Guidelines) are as follows:
 - *Interior Lots*: Minimum of one 4-inch caliper, 16' – 18' tall tree in the front yard.
 - *Corner Lots*: Minimum of one 4-inch caliper, 16' – 18' tall tree for every 50 linear feet of combined street frontage (front and side street yards).
 - *Windsor Ridge and Fairway Vista*: Must have 5-inch caliper, 18' – 22' tall upright trees.
- Ornamental trees may be planted in addition to required trees.
 - These must be 1.5-inch caliper and 8' – 10' tall at planting.
 - Consider mature size and maintain a minimum 12-foot distance from foundations.
- Mulch rings may be installed and must be sized proportionately to tree caliper.
 - Use 2 inches of double-ground mulch (brown or black only).
 - Pull mulch back from the tree's root flare.



LOT LANDSCAPE REQUIREMENTS

GOLF COURSE LOTS

LANDSCAPE BEDS

- Bed areas must comprise one-third of the available square footage.
- Foundation plantings must include at least two layers of vegetation.
- Plant spacing must consider mature size and maintain adequate clearance from hard surfaces and bed edges:
 - *Shrubs and ornamental grasses*: Minimum 3 feet on center
 - *Perennials*: Minimum 2 feet on center
 - *Groundcover*: Minimum 1.5 feet on center
- Plantings in front of windows and house numbers must be dwarf varieties that do not obstruct views at maturity.
- Upon installation, landscape beds must be mulched with 2 inches of brown or black double-ground mulch. Other colors are not permitted.

EDGING

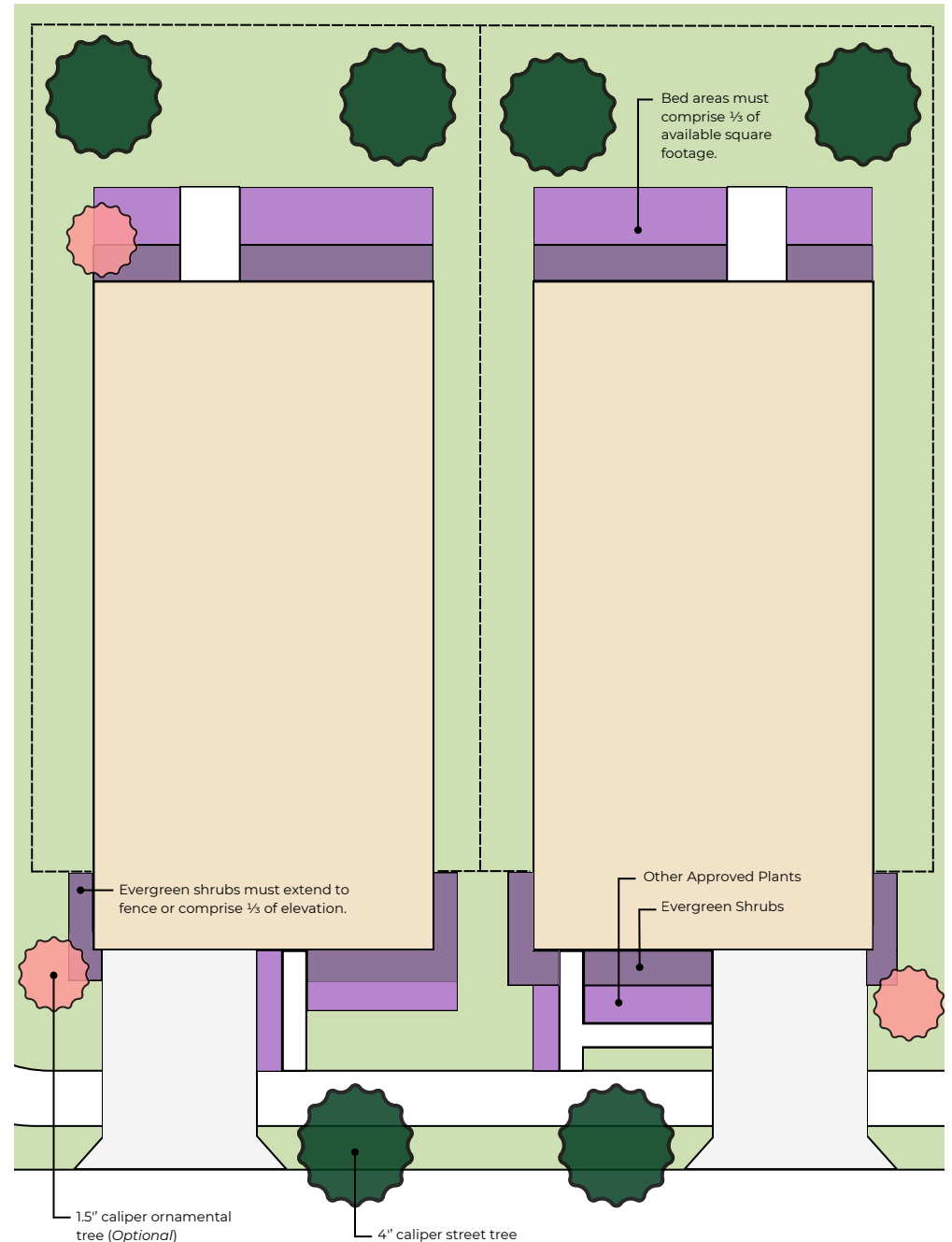
- Landscape bed edging must be constructed from masonry or other approved hard-surface construction materials.
- All edging installations must be professionally crafted and complement the home's residential architecture.

TURF

- Turf areas must not exceed 70% of the available square footage.
- Turf is required in side yards between homes unless approved by the ACC Department.

TREES

- The number of trees to be planted (per Guidelines) are as follows:
 - *Golf Course Lots*: Minimum of one 4-inch caliper, 16' – 18' tall tree in the front yard and two 4-inch caliper, 16' – 18' tall trees in the backyard (golf course side).
 - *Windsor Ridge and Fairway Vista*: Must have 5-inch caliper, 18' – 22' tall uplit trees.
- Ornamental trees may be planted in addition to required trees.
 - These must be 1.5-inch caliper and 8' – 10' tall at planting.
 - Consider mature size and maintain a minimum 12-foot distance from foundations.
- Mulch rings may be installed and must be sized proportionately to tree caliper.
 - Use 2 inches of double-ground mulch (brown or black only).
 - Pull mulch back from the tree's root flare.



IRRIGATION GUIDELINES

OVERVIEW

- Plants from the *Approved Residential Plant List* are water-efficient, well-adapted, native Texas species suited to Texas conditions. Planting techniques—such as soil preparation, drip and spray irrigation, and mulching—are designed to maximize growth while minimizing irrigation. Reducing water use is a vital element in the overall planning, design, and strategy for Las Colinas.
- Water in the early morning to reduce evaporation and prevent disease. Avoid watering between 10 a.m. and 7 p.m. Use multiple short run times to prevent runoff, and water deeply but infrequently to promote deep roots and give plants room to breathe.
- To help determine watering needs, check for plant stress—such as wilting or yellowing leaves—or test soil moisture by probing 2–4 inches deep with your fingers.
- A smart irrigation controller utilizing evapotranspiration (ET) technology is preferred.** This type of controller automatically adjusts watering schedules based on climatic conditions and water restrictions.
- Irrigation systems must provide head-to-head coverage with sprinkler heads appropriate for the specific area being watered.
- Drip irrigation must be installed to ensure full pipe-to-pipe coverage.
- All valve boxes must be installed level with the soil surface to prevent damage during mowing.

WATERING NEW LANDSCAPES

- Water thoroughly after planting.
- Mulch around new plantings to reduce evaporation around root balls.
- For the first four weeks, water every other day, keeping soil moist 6-12 inches deep throughout the root zone. Run times will vary by sun, shade, and location.
- After four weeks, reduce watering to two times per week. Transition to established landscape watering as soon as possible.

WATERING ESTABLISHED LANDSCAPES

- Water use depends on climate and soil moisture. Check irrigation settings and soil moisture year-round, adjusting as needed.
- Water so soil remains moist 6-12 inches deep for better drought and heat resilience.
- Replenish mulch annually to reduce evaporation and water use.
- Refer to the chart on the right for monthly controller settings and run times.

MONTHLY IRRIGATION CONTROLLER SETTINGS NOTES

- The irrigation system will normally be turned OFF from October through May.** The following run times apply only during drought periods within these months.
- These suggested settings are general guidelines and may need adjustment based on specific landscape conditions, soil types, rainfall, and climate.
- Run times can be split into multiple cycles to minimize runoff.
- Remember that these guidelines are a starting point. Regularly check moisture and adjust irrigation for wet or dry areas.
- Water restrictions and natural rainfall will affect these guidelines.**

MONTHLY IRRIGATION CONTROLLER SETTINGS

Month	Run Times	Controller Setting
January	<i>Spray Heads: 12 – 20 minutes Rotor Heads: 30 – 45 minutes Bubbler Heads: 5 – 10 minutes Drip: 30 – 45 minutes</i>	Turn Controller OFF
February	<i>Spray Heads: 12 – 20 minutes Rotor Heads: 30 – 45 minutes Bubbler Heads: 5 – 10 minutes Drip: 30 – 45 minutes</i>	Set to run once every 2 weeks
March	<i>Spray Heads: 12 – 20 minutes Rotor Heads: 30 – 45 minutes Bubbler Heads: 5 – 10 minutes Drip: 30 – 45 minutes</i>	Set to run once every 7 – 10 days
April	<i>Spray Heads: 12 – 20 minutes Rotor Heads: 30 – 45 minutes Bubbler Heads: 5 – 10 minutes Drip: 30 – 45 minutes</i>	Set to run once every 7 – 10 days
May	<i>Spray Heads: 12 – 20 minutes Rotor Heads: 30 – 45 minutes Bubbler Heads: 5 – 10 minutes Drip: 30 – 45 minutes</i>	Set to run once every 7 – 10 days
June	<i>Spray Heads: 12 – 20 minutes Rotor Heads: 30 – 45 minutes Bubbler Heads: 5 – 10 minutes Drip: 30 – 45 minutes</i>	Set to run 1 – 2 times per week
July	<i>Spray Heads: 12 – 20 minutes Rotor Heads: 30 – 45 minutes Bubbler Heads: 5 – 10 minutes Drip: 30 – 45 minutes</i>	Set to run 2 times per week
August	<i>Spray Heads: 12 – 20 minutes Rotor Heads: 30 – 45 minutes Bubbler Heads: 5 – 10 minutes Drip: 30 – 45 minutes</i>	Set to run 1 – 2 times per week
September	<i>Spray Heads: 12 – 20 minutes Rotor Heads: 30 – 45 minutes Bubbler Heads: 5 – 10 minutes Drip: 30 – 45 minutes</i>	Set to run once a week
October	<i>Spray Heads: 12 – 20 minutes Rotor Heads: 30 – 45 minutes Bubbler Heads: 5 – 10 minutes Drip: 30 – 45 minutes</i>	Set to run once every 7 – 10 days
November	<i>Spray Heads: 12 – 20 minutes Rotor Heads: 30 – 45 minutes Bubbler Heads: 5 – 10 minutes Drip: 30 – 45 minutes</i>	Set to run once every 2 weeks
December	<i>Spray Heads: 12 – 20 minutes Rotor Heads: 30 – 45 minutes Bubbler Heads: 5 – 10 minutes Drip: 30 – 45 minutes</i>	Turn controller OFF

SOIL PREPARATION AND FERTILIZATION

LAS COLINAS SOIL PROFILE

- Soil testing data were used to develop this profile.
- The average soil pH in Las Colinas is alkaline at 7.83.
- Heavy clay soils with slow water percolation increases the risk of overwatering.
- Limestone in the soil causes iron deficiencies in acid-loving plants. For this reason, acid-loving species such as azaleas are excluded from the *Approved Residential Plant List*.
- Average salinity levels are modest across all samples, with a low chloride concentration of 19 ppm in the saturation extract.
- Available sodium is low.
- Concentrations of common non-essential heavy metals are low.
- Information regarding fertility is listed below:
 - Nitrogen, phosphorus, and sulfur levels are low.
 - Potassium and iron levels are high.
 - Boron and magnesium levels are moderate.
 - Manganese, zinc, and copper levels are sufficient.

ORGANIC MATTER REQUIREMENTS

- Humus material must have an acid-soluble ash content between 6% and 20%. Organic matter should be at least 50% on a dry weight basis.
- The pH of organic material must be between 6 and 7.5.
- Salt content should be less than 10 millimho/cm @ 25°C on a saturated paste extract.
- Boron content of the saturated extract must be less than 1 ppm.
- Silicon content (acid-insoluble ash) must be less than 50%.
- Calcium carbonate should be absent if being applied on alkaline soils.
- Acceptable product types are composts, manures, mushroom composts, straw, alfalfa, peat mosses, etc. These must be low in salts, low in heavy metals, free from weed seeds, and free of pathogens and deleterious materials.
- Composted wood products are acceptable if stable humus is present. Wood products based on redwood or cedar are not acceptable.
- Sludge-based materials are not acceptable.
- Compost must be fully aerobic and free of foul odors.
- The Carbon:Nitrogen ratio must be less than 25:1. The molar ratio of Ammonia:Nitrate less than 3. Total ammonia should be less than 400 ppm.
- Maximum particle size is a ½-inch. 80% or more must pass through a No. 4 screen for soil amending.
- Higher amounts of salinity or boron may be present if soils will be preleached to reduce excess or if plant species will tolerate the salinity and/or boron.
- Refer to the table below for maximum total permissible pollutant concentrations. These are in parts per million and are based on dry weight.

arsenic	12	copper	100	nickel	100	zinc	200
cadmium	15	lead	200	selenium	20		
chromium	150	mercury	10	silver	10		
cobalt	30	molybdenum	20	vanadium	50		

FERTILIZER RECOMMENDATIONS FOR EXISTING AREAS

- These recommendations are based on soil tests and are intended for applications to **existing turf and landscape beds**. This fertilizer is to be applied three times per year - typically in March, May and September.
 - 20-10-5 with 50% Nitroform (urea formaldehyde), 20% Nutralene (methylene urea), Ammonium Sulfate, Granular Gypsum, Monoammonium Phosphorous, Potassium sulfate.
 - The fertilizer will also contain Endo and Ecto Mycorrhizae
 - Apply at the rate of 435 pounds per acre which is 2 pounds of actual nitrogen per 1,000 square feet or 10 pounds of fertilizer per 1,000 square feet.
 - This is a blended fertilizer that we recommend be ordered from Nelson Plant Food. Contact Dean Nelson at dean@nelsonplantfood.com.
- These recommendations are intended for applications to **existing trees**. Choose one of the following fertilizers to be applied once a year in September.
 - Nitroform Urea Formaldehyde (38-0-0)
 - Applied at the rate of ¼ pound per inch trunk diameter spread evenly from the trunk past the drip line of the tree.
 - Bio-Sol Forte (7-2-1)
 - Applied at the rate of ½ pound per inch trunk diameter spread evenly from the trunk past the drip line of tree.
- Correct iron deficiency if present (yellow new-growth leaves with green veins) with BASF Sprint 138 Fe or other FeEDDHA chelated iron. Dissolve it in water at the rate of 2 tablespoonfuls per 5 gallons and drench the soil when it is partially dry.

SOIL PREPARATION FOR NEW PLANTINGS

- These recommendations are based on data from soil tests and are intended for preparing a landscape bed or tree well **prior to installing new plantings**.
- To prepare soil on a square foot basis, evenly broadcast the following materials at the specified rates per 1,000 square feet, based on a 6-inch soil depth. Blend the materials thoroughly and evenly into the top 6 inches for uniform soil improvement.
 - Bio-Sol Forte (7-2-1) – 10 pounds
 - Ammonium sulfate (21-0-0) – 5 pounds
 - Triple superphosphate (0-45-0) – 4 pounds
 - Agricultural gypsum – 10 pounds
 - Organic soil amendment – about 4 cubic yards
 - Sufficient for 4–6% soil organic matter on a dry weight basis
- To prepare soil on a volume basis, evenly blend the following into the soil. Rates are expressed per cubic yard.
 - Bio-Sol Forte (7-2-1) – ½ pound
 - Ammonium sulfate (21-0-0) – ¼ pound
 - Triple superphosphate (0-45-0) – ¼ pound
 - Agricultural gypsum – ½ pound
 - Organic soil amendment – 20% by volume
 - Sufficient for 4–6% soil organic matter on a dry weight basis

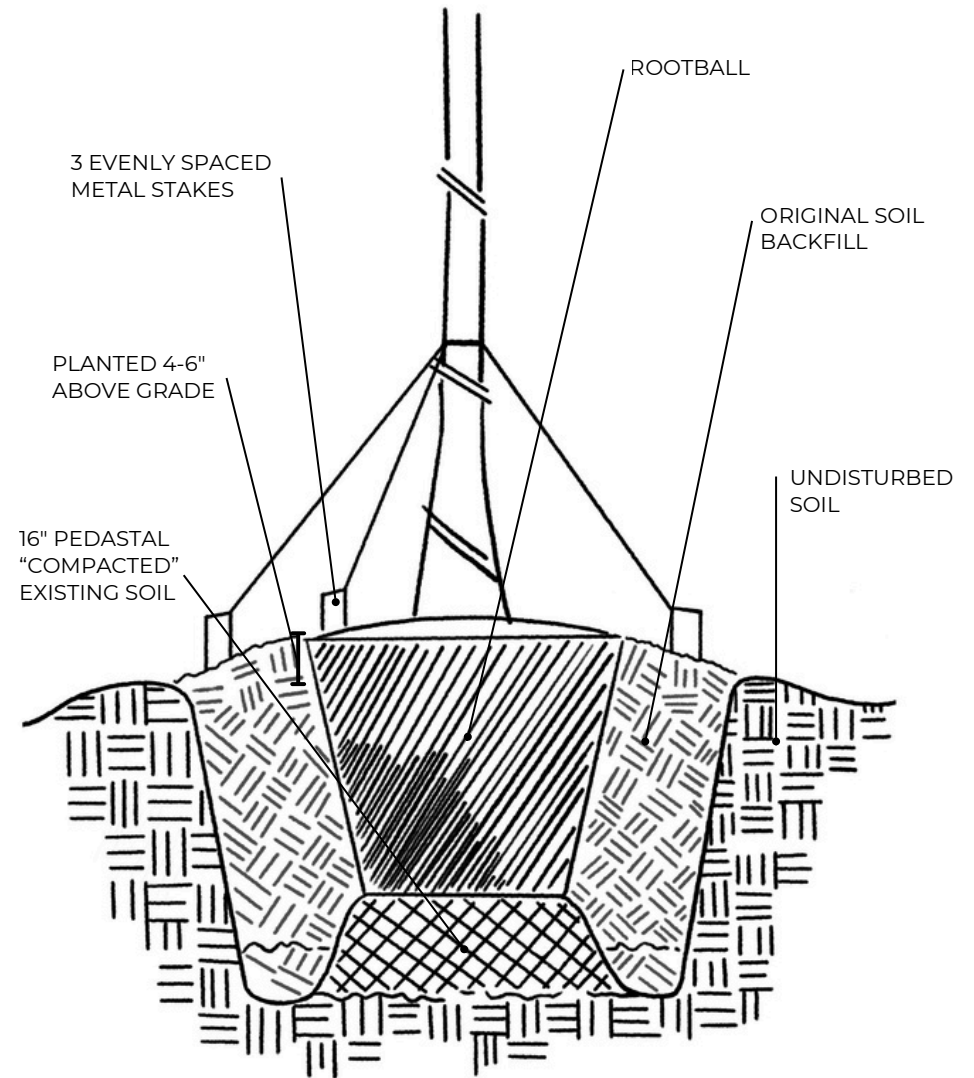
TREE PLANTING DIAGRAM

TREE PLANTING

- All tree varieties must be selected from the *Approved Residential Plant List* under Street or Canopy Trees.
- All tree varieties must be submitted to the Las Colinas ACC Department.
- Refer to the *Tree Planting Diagram* on the right for proper planting methods in local soils.
- For tree planting, refer to *Soil Preparation and Fertilization*.
- All newly planted trees must be at least 4-inch caliper and 16' – 18' tall.
 - Windsor Ridge and Fairway Vista must have 5-inch caliper, 18' – 22' tall uplit trees.
- Ornamental trees that are at least 1.5-inch caliper and 8' – 10' tall may be planted in addition to required trees. Consider mature size and maintain a minimum 12-foot distance from foundations.
- For balled and burlapped trees, remove and dispose of burlap and any trunk cording above the rootball. Do not remove burlap or wire below soil level.
- Container trees may also be planted. If root-bound, score three sides of the rootball to prevent girdling roots.
- Mulch rings may be installed and must be sized proportionately to tree caliper.
 - Use 2 inches of double-ground mulch (brown or black only).
 - Pull mulch back from the tree's root flare.

TREE PLANTING DIAGRAM

WITH DRAINAGE PEDASTAL



NOT TO SCALE.

TREE PRUNING GUIDELINES

OVERVIEW

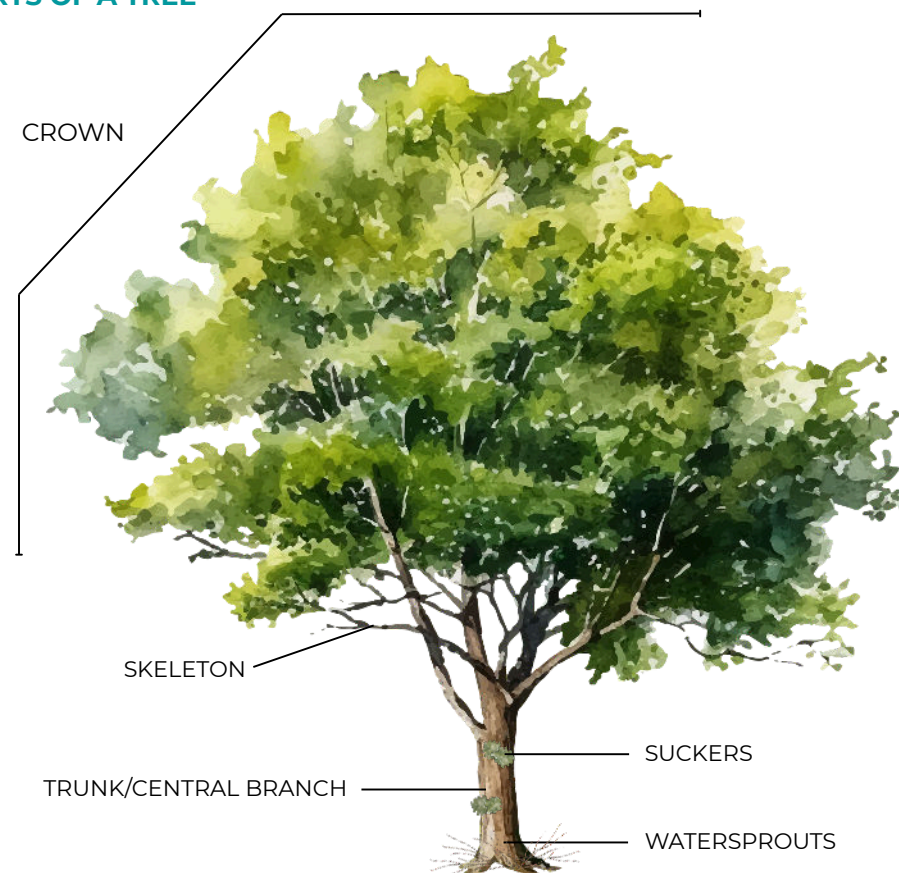
- Trees should be pruned annually to develop strong structure and open the canopy, allowing more light to reach lower branches and turf.
- Consider hiring a professional arborist for this work. If pruning yourself, never remove more than 20% of the canopy in one year, as excessive pruning can damage the tree.
- The best time to prune most trees is late winter to early spring, while they are dormant and before new growth begins. Oak trees can be pruned the third week of July through the third week in February. This minimizes stress and encourages healthy regrowth.
- Dead, damaged, or hazardous branches can be removed any time of year.
- The following definitions and diagrams explain proper pruning practices.

TERMS AND DEFINITIONS

- *Bark Tearing* – Damage to bark caused by improper pruning cuts.
- *Clearance Pruning* – Pruning branches away from structures, lights, sidewalks, and other obstructions.
- *Corrective Pruning* – Pruning that improves the structure, safety, and long-term health of a tree.
- *Crossover Branch* – A branch that grows across or rubs against another. One should be removed.
- *Crown* – The upper portion of a tree made up of branches and foliage above the main trunk.
- *Crown Clearing* – Removing dead, dying, diseased, or broken branches, as well as epicormic sprouts (suckers).
- *Crown Thinning* – Removing select live branches to reduce canopy density and improve airflow and light penetration.
- *Crown Reduction* – Selective pruning to shorten branches by cutting them back to suitable lateral branches, reducing height or spread while maintaining natural form.
- *Girdling Root* – A root that grows around the trunk or major roots, restricting water and nutrient flow and weakening the tree over time.
- *Jump Cut* – A preliminary cut used to safely remove heavy branches before the final pruning cut, preventing bark tearing or splitting.
 - The first cut is made underneath the branch about 12" from the branch collar, one-third through.
 - A second cut is made from the top slightly farther out to remove the weight, followed by the final cut at the branch collar.
 - See the illustration on page 20.
- *Lion Tailing* – Improper pruning that removes inner branches, leaving foliage only at the branch tips, which weakens structure and increases breakage risk.
- *Proper Pruning Cuts* – Cuts made at the branch bark ridge and angled for drainage to promote proper wound closure. Correct cuts allow trees to compartmentalize damage, while flush cuts or stubs increase decay risk.

- *Raising Canopies* – Pruning lower branches to maintain about 67% canopy and 33% trunk for sound structure. Along roadways, canopies must be 15' above the curb for emergency vehicles, which may override the 67/33 rule.
- *Skeleton* – The main framework of a tree, consisting of the trunk and primary branches that support the canopy.
- *Suckers* – Shoots that grow from the base of the tree or roots, diverting energy from the main trunk and branches.
- *Topping Trees* – Cutting back major branches or removing the upper canopy. This is strictly prohibited.
- *Tree Training* – Pruning from the crown down to develop strong structure over time.

PARTS OF A TREE



TREE PRUNING GUIDELINES

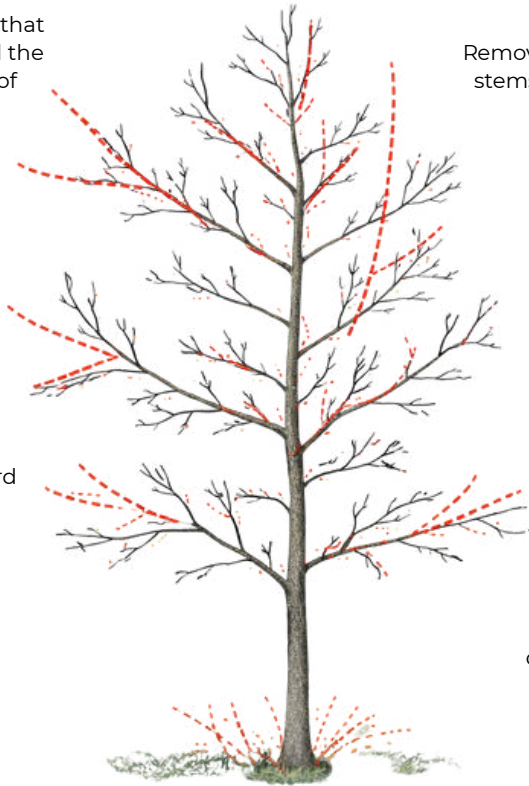
EXAMPLES OF PROPER PRUNING CUTS

Remove limbs that extend beyond the natural crown of the tree.

Remove dead, broken, or crossing limbs.

Remove limbs that turn inward towards the trunk.

Remove root suckers and sprouts.

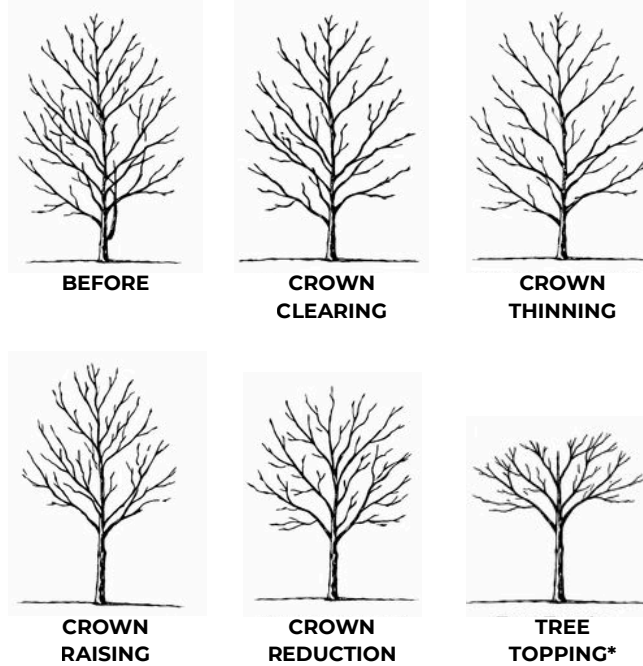


Remove competing stems to develop a single trunk.


Do not leave branch stubs.

Shorten low branches to develop trunk thickness.

VARIOUS PRUNING TECHNIQUES



PRUNING SMALL AND LARGE BRANCHES



A. Cutting a small branch

B. Jump cut on a larger branch